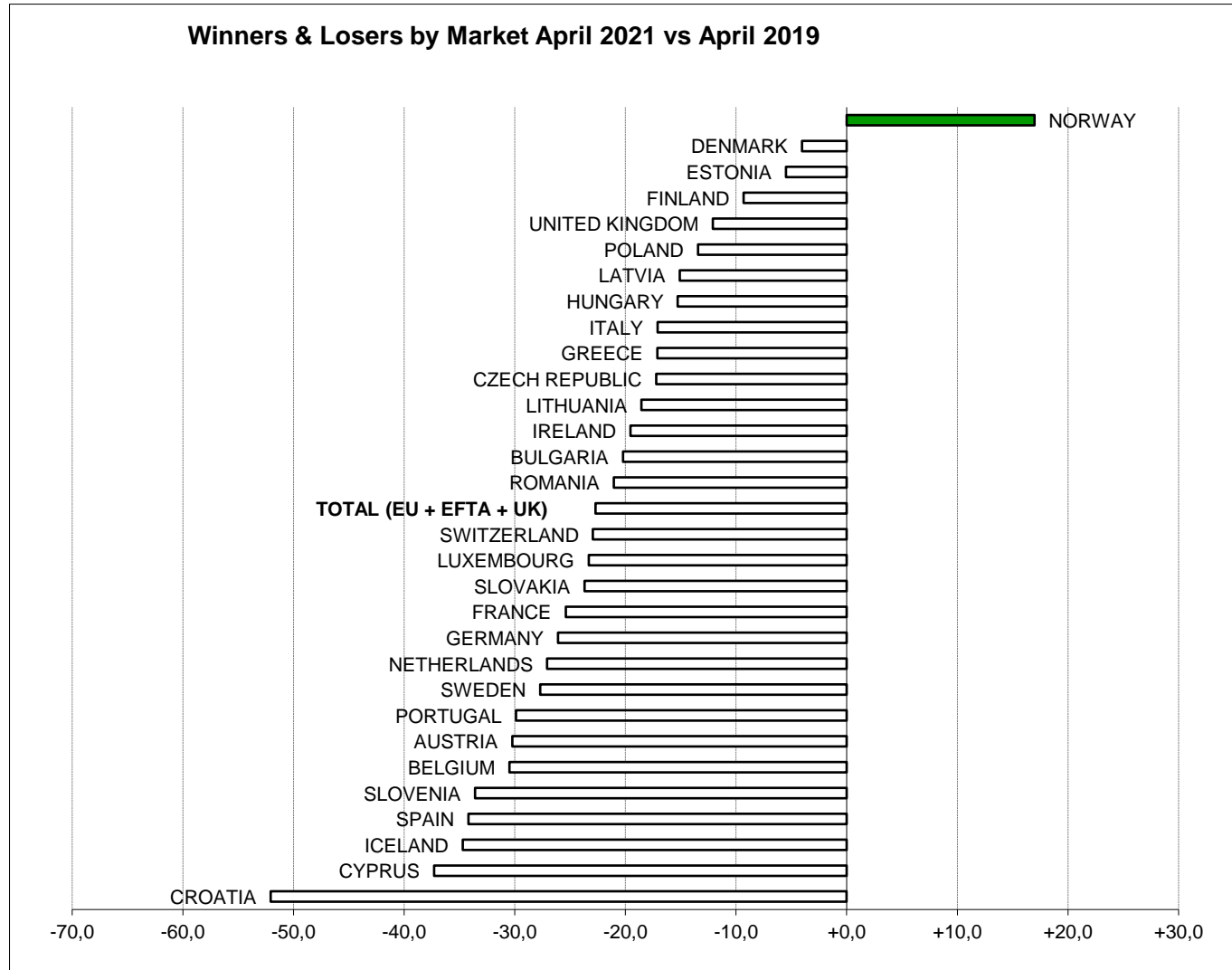




Countries	April 21/19 % Chg
NORWAY	+17,0
DENMARK	-4,0
ESTONIA	-5,5
FINLAND	-9,3
UNITED KINGDOM	-12,1
POLAND	-13,4
LATVIA	-15,1
HUNGARY	-15,3
ITALY	-17,1
GREECE	-17,1
CZECH REPUBLIC	-17,2
LITHUANIA	-18,6
IRELAND	-19,5
BULGARIA	-20,2
ROMANIA	-21,0
<b>TOTAL (EU + EFTA + UK)</b>	<b>-22,7</b>
SWITZERLAND	-22,9
LUXEMBOURG	-23,3
SLOVAKIA	-23,7
FRANCE	-25,4
GERMANY	-26,1
NETHERLANDS	-27,1
SWEDEN	-27,7
PORTUGAL	-29,9
AUSTRIA	-30,2
BELGIUM	-30,5
SLOVENIA	-33,6
SPAIN	-34,2
ICELAND	-34,7
CYPRUS	-37,3
CROATIA	-52,1

Winners & Losers by Market April 2021 vs April 2019



(\*) data for Malta currently not available.

Fonte: ACEA

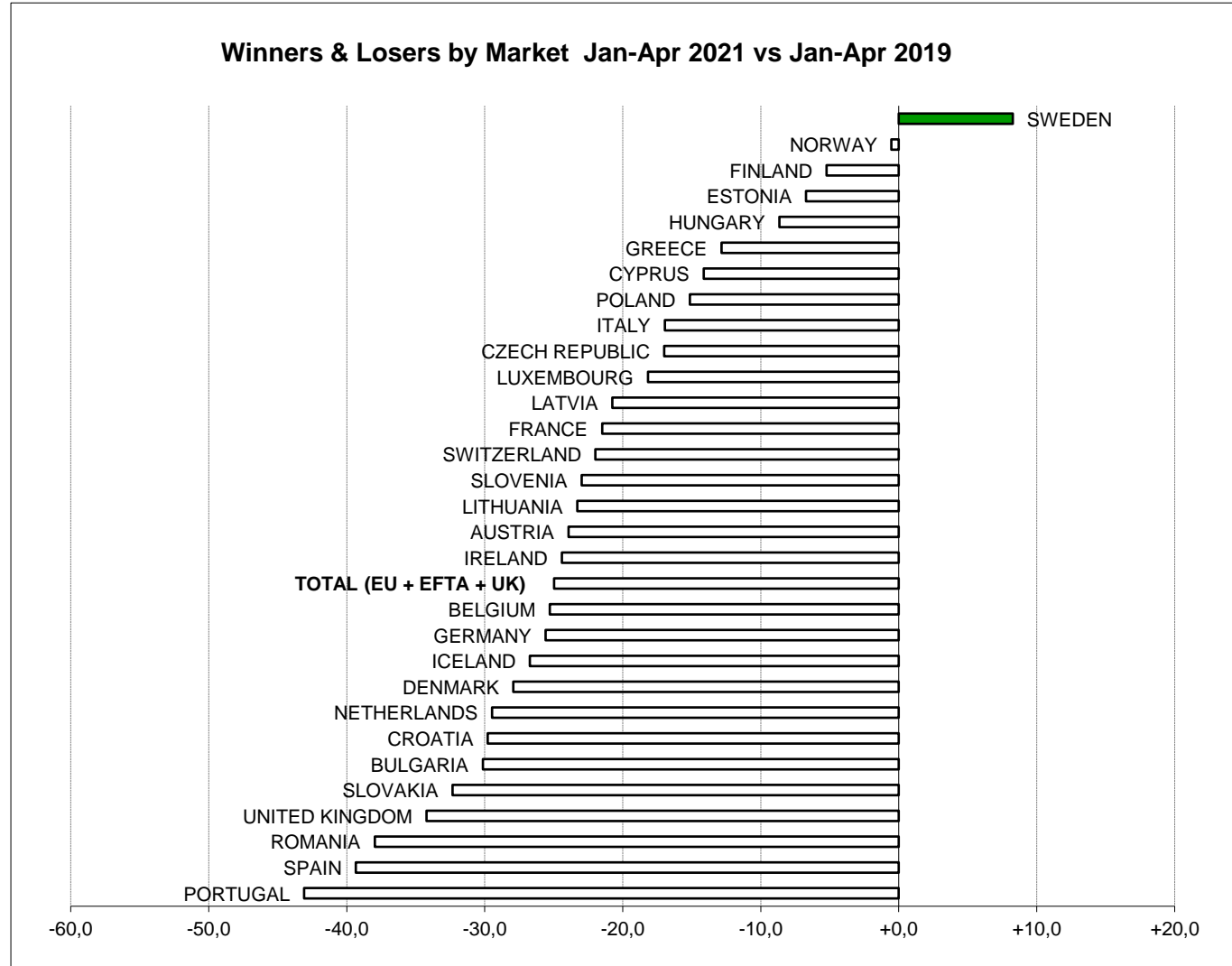


Countries	Jan-Apr 21/19 % Chg
SWEDEN	+8,3
NORWAY	-0,5
FINLAND	-5,2
ESTONIA	-6,7
HUNGARY	-8,6
GREECE	-12,8
CYPRUS	-14,1
POLAND	-15,1
ITALY	-16,9
CZECH REPUBLIC	-17,0
LUXEMBOURG	-18,2
LATVIA	-20,8
FRANCE	-21,5
SWITZERLAND	-22,0
SLOVENIA	-23,0
LITHUANIA	-23,3
AUSTRIA	-23,9
IRELAND	-24,4
<b>TOTAL (EU + EFTA + UK)</b>	<b>-25,0</b>
BELGIUM	-25,3
GERMANY	-25,6
ICELAND	-26,7
DENMARK	-27,9
NETHERLANDS	-29,5
CROATIA	-29,8
BULGARIA	-30,1
SLOVAKIA	-32,3
UNITED KINGDOM	-34,2
ROMANIA	-38,0
SPAIN	-39,3
PORTUGAL	-43,1

(\*) data for Malta currently not available.

Fonte: ACEA

MOD\_WAL REV.01 del 18.02.2020



# PRESS RELEASE

**PRESS EMBARGO FOR ALL DATA:  
8.00 AM (6.00 AM GMT), 19 May 2021**

## PROVISIONAL

### NEW PASSENGER CAR REGISTRATIONS BY MARKET EUROPEAN UNION<sup>1</sup> + EFTA + UK

19/05/2021

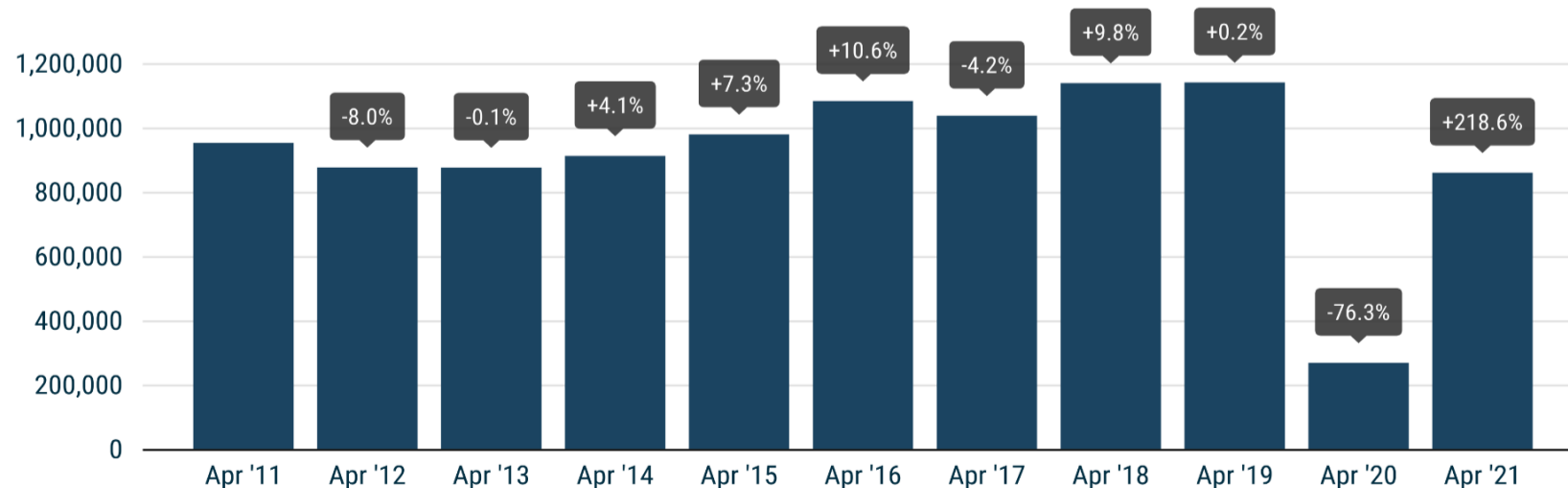
	April 2021	April 2020	%Change 21/20	Jan-Apr 2021	Jan-Apr 2020	%Change 21/20
AUSTRIA	22.296	11.220	+98,7	85.818	65.900	+30,2
BELGIUM	37.192	5.296	+602,3	156.429	132.712	+17,9
BULGARIA	2.400	824	+191,3	7.984	6.751	+18,3
CROATIA	4.147	1.077	+285,1	14.621	11.078	+32,0
CYPRUS	925	234	+295,3	3.671	3.175	+15,6
CZECH REPUBLIC	18.976	10.679	+77,7	68.510	60.873	+12,5
DENMARK	15.525	10.198	+52,2	59.418	59.045	+0,6
ESTONIA	2.395	824	+190,7	8.123	6.471	+25,5
FINLAND	8.840	5.981	+47,8	36.819	34.253	+7,5
FRANCE	140.426	20.997	+568,8	582.217	385.676	+51,0
GERMANY	229.650	120.840	+90,0	886.102	822.202	+7,8
GREECE	10.198	2.434	+319,0	33.637	23.824	+41,2
HUNGARY	10.521	6.176	+70,4	42.714	38.847	+10,0
IRELAND	7.164	343	+1.988,6	55.205	50.138	+10,1
ITALY	145.033	4.295	+3.276,8	592.181	351.703	+68,4
LATVIA	1.396	683	+104,4	4.838	4.553	+6,3
LITHUANIA	3.613	1.378	+162,2	11.227	12.106	-7,3
LUXEMBOURG	4.327	1.192	+263,0	16.783	13.104	+28,1
NETHERLANDS	23.846	15.322	+55,6	104.497	118.375	-11,7
POLAND	40.149	15.239	+163,5	158.014	122.875	+28,6
PORTUGAL	14.809	2.749	+438,7	45.848	48.031	-4,5
ROMANIA	6.862	4.321	+58,8	27.624	32.300	-14,5
SLOVAKIA	6.787	3.424	+98,2	22.189	22.390	-0,9
SLOVENIA	4.281	1.846	+131,9	20.572	16.354	+25,8
SPAIN	78.595	4.163	+1.787,9	264.655	222.866	+18,8
SWEDEN	21.873	18.916	+15,6	112.743	85.057	+32,5
<b>EUROPEAN UNION (EU)</b>	<b>862.226</b>	<b>270.651</b>	<b>+218,6</b>	<b>3.422.439</b>	<b>2.750.659</b>	<b>+24,4</b>
<b>EU14<sup>2</sup></b>	<b>759.774</b>	<b>223.946</b>	<b>+239,3</b>	<b>3.032.352</b>	<b>2.412.886</b>	<b>+25,7</b>
<b>EU12<sup>3</sup></b>	<b>102.452</b>	<b>46.705</b>	<b>+119,4</b>	<b>390.087</b>	<b>337.773</b>	<b>+15,5</b>
ICELAND	781	374	+108,8	2.870	2.856	+0,5
NORWAY	13.166	7.425	+77,3	49.475	39.783	+24,4
SWITZERLAND	22.054	9.382	+135,1	78.551	64.834	+21,2
<b>EFTA</b>	<b>36.001</b>	<b>17.181</b>	<b>+109,5</b>	<b>130.896</b>	<b>107.473</b>	<b>+21,8</b>
UNITED KINGDOM	141.583	4.321	+3.176,6	567.108	487.878	+16,2
<b>TOTAL (EU + EFTA + UK)</b>	<b>1.039.810</b>	<b>292.153</b>	<b>+255,9</b>	<b>4.120.443</b>	<b>3.346.010</b>	<b>+23,1</b>
<b>WESTERN EUROPE (EU14 + EFTA + UK)</b>	<b>937.358</b>	<b>245.448</b>	<b>+281,9</b>	<b>3.730.356</b>	<b>3.008.237</b>	<b>+24,0</b>

SOURCE: NATIONAL AUTOMOBILE MANUFACTURERS' ASSOCIATIONS

<sup>1</sup> Data for Malta n.a.

<sup>2</sup> Member States before the 2004 enlargement

<sup>3</sup> Member States having joined the EU since 2004



For further information, please contact: Francesca Piazza - Statistics Manager - E-mail: fp@acea.be

This information is available on the ACEA website: <http://www.acea.be>

**Next press release: Thursday 17 June 2021**

# P R E S S   R E L E A S E

## P R O V I S I O N A L

### NEW PASSENGER CAR REGISTRATIONS BY MANUFACTURER

#### EUROPEAN UNION

19/05/2021

	April					Jan-Apr				
	%Share <sup>1</sup>		Units		%Change	%Share <sup>1</sup>		Units		%Change
	'21	'20	2021	2020	21/20	'21	'20	2021	2020	21/20
<b>VW Group</b>	<b>26,9</b>	<b>29,1</b>	<b>232.188</b>	<b>78.695</b>	<b>+195,0</b>	<b>25,8</b>	<b>26,9</b>	<b>883.200</b>	<b>740.378</b>	<b>+19,3</b>
VOLKSWAGEN	11,9	12,7	102.563	34.470	+197,5	11,4	12,0	389.584	331.351	+17,6
SKODA	5,6	7,6	48.311	20.455	+136,2	5,6	5,9	190.764	160.972	+18,5
AUDI	5,1	5,1	43.718	13.770	+217,5	4,8	5,0	164.106	136.789	+20,0
SEAT <sup>2</sup>	3,8	2,9	33.046	7.794	+324,0	3,5	3,5	119.432	95.960	+24,5
PORSCHE	0,5	0,8	4.271	2.060	+107,3	0,5	0,5	18.277	14.325	+27,6
OTHERS <sup>3</sup>	0,0	0,1	279	146	+91,1	0,0	0,0	1.037	981	+5,7
<b>STELLANTIS</b>	<b>23,5</b>	<b>17,4</b>	<b>202.327</b>	<b>47.055</b>	<b>+330,0</b>	<b>23,6</b>	<b>21,9</b>	<b>806.594</b>	<b>601.512</b>	<b>+34,1</b>
PEUGEOT	7,2	5,3	62.487	14.404	+333,8	7,5	6,7	257.705	183.123	+40,7
FIAT	5,0	3,0	43.256	8.099	+434,1	4,9	4,4	166.898	121.613	+37,2
CITROEN	4,6	3,8	39.629	10.225	+287,6	4,6	4,4	156.738	119.915	+30,7
OPEL/VAUXHALL	4,1	4,1	35.500	11.231	+216,1	4,1	4,3	141.455	117.026	+20,9
JEEP	1,3	0,6	11.169	1.523	+633,4	1,3	0,9	44.578	25.886	+72,2
LANCIA/CHRYSLER	0,6	0,0	5.154	112	+4.501,8	0,5	0,5	18.169	12.837	+41,5
DS	0,4	0,3	3.217	855	+276,3	0,4	0,5	12.477	12.925	-3,5
ALFA ROMEO	0,2	0,2	1.690	566	+198,6	0,2	0,3	7.548	7.557	-0,1
OTHERS <sup>4</sup>	0,0	0,0	225	40	+462,5	0,0	0,0	1.026	630	+62,9
<b>RENAULT Group</b>	<b>9,2</b>	<b>10,3</b>	<b>79.149</b>	<b>27.818</b>	<b>+184,5</b>	<b>9,5</b>	<b>10,0</b>	<b>324.206</b>	<b>275.799</b>	<b>+17,6</b>
RENAULT	6,0	6,6	51.726	17.986	+187,6	6,2	6,9	211.900	188.592	+12,4
DACIA	3,1	3,6	27.119	9.656	+180,9	3,3	3,1	111.375	86.276	+29,1
LADA	0,0	0,1	180	143	+25,9	0,0	0,0	493	707	-30,3
ALPINE	0,0	0,0	124	33	+275,8	0,0	0,0	438	224	+95,5
<b>HYUNDAI Group</b>	<b>7,5</b>	<b>6,6</b>	<b>64.978</b>	<b>17.742</b>	<b>+266,2</b>	<b>7,2</b>	<b>7,2</b>	<b>247.623</b>	<b>197.507</b>	<b>+25,4</b>
KIA	3,9	3,4	33.927	9.298	+264,9	3,6	3,6	124.797	97.678	+27,8
HYUNDAI	3,6	3,1	31.051	8.444	+267,7	3,6	3,6	122.826	99.829	+23,0
<b>BMW Group</b>	<b>7,1</b>	<b>8,7</b>	<b>61.522</b>	<b>23.518</b>	<b>+161,6</b>	<b>6,9</b>	<b>6,7</b>	<b>235.893</b>	<b>184.033</b>	<b>+28,2</b>
BMW	5,7	7,3	49.098	19.793	+148,1	5,6	5,5	191.379	152.277	+25,7
MINI	1,4	1,4	12.424	3.725	+233,5	1,3	1,2	44.514	31.756	+40,2
<b>TOYOTA Group</b>	<b>6,1</b>	<b>5,7</b>	<b>52.920</b>	<b>15.383</b>	<b>+244,0</b>	<b>6,3</b>	<b>5,9</b>	<b>214.178</b>	<b>162.875</b>	<b>+31,5</b>
TOYOTA	5,8	5,4	50.356	14.750	+241,4	6,0	5,6	203.696	153.700	+32,5
LEXUS	0,3	0,2	2.564	633	+305,1	0,3	0,3	10.482	9.175	+14,2
<b>DAIMLER</b>	<b>6,2</b>	<b>6,1</b>	<b>53.214</b>	<b>16.438</b>	<b>+223,7</b>	<b>6,0</b>	<b>6,7</b>	<b>204.699</b>	<b>183.172</b>	<b>+11,8</b>
MERCEDES	5,8	5,9	49.899	15.926	+213,3	5,6	6,5	192.824	179.397	+7,5
SMART	0,4	0,2	3.315	512	+547,5	0,3	0,1	11.875	3.775	+214,6
<b>FORD</b>	<b>4,3</b>	<b>5,3</b>	<b>37.060</b>	<b>14.275</b>	<b>+159,6</b>	<b>4,6</b>	<b>4,7</b>	<b>157.379</b>	<b>130.096</b>	<b>+21,0</b>
<b>VOLVO CAR CORP.</b>	<b>2,1</b>	<b>3,0</b>	<b>18.291</b>	<b>8.205</b>	<b>+122,9</b>	<b>2,5</b>	<b>2,3</b>	<b>86.174</b>	<b>61.966</b>	<b>+39,1</b>
<b>NISSAN</b>	<b>1,6</b>	<b>1,4</b>	<b>14.004</b>	<b>3.709</b>	<b>+277,6</b>	<b>2,0</b>	<b>2,4</b>	<b>68.245</b>	<b>64.918</b>	<b>+5,1</b>
<b>MAZDA</b>	<b>1,3</b>	<b>1,1</b>	<b>10.854</b>	<b>2.866</b>	<b>+278,7</b>	<b>1,1</b>	<b>1,1</b>	<b>37.691</b>	<b>30.472</b>	<b>+23,7</b>
<b>JAGUAR LAND ROVER Group</b>	<b>1,1</b>	<b>0,5</b>	<b>9.100</b>	<b>1.267</b>	<b>+618,2</b>	<b>0,8</b>	<b>0,8</b>	<b>28.263</b>	<b>22.026</b>	<b>+28,3</b>
LAND ROVER	0,8	0,3	6.480	854	+658,8	0,6	0,6	20.999	15.408	+36,3
JAGUAR	0,3	0,2	2.620	413	+534,4	0,2	0,2	7.264	6.618	+9,8
<b>MITSUBISHI</b>	<b>0,6</b>	<b>1,4</b>	<b>5.029</b>	<b>3.799</b>	<b>+32,4</b>	<b>0,5</b>	<b>1,1</b>	<b>18.470</b>	<b>30.085</b>	<b>-38,6</b>
<b>HONDA</b>	<b>0,4</b>	<b>0,4</b>	<b>3.066</b>	<b>1.008</b>	<b>+204,2</b>	<b>0,3</b>	<b>0,5</b>	<b>11.660</b>	<b>13.505</b>	<b>-13,7</b>

SOURCE: ACEA MEMBERS

<sup>1</sup> ACEA estimation based on total by market

<sup>2</sup> Includes Cupra

<sup>3</sup> Includes Bentley, Lamborghini and Bugatti

<sup>4</sup> Includes Dodge, Maserati and RAM

For further information, please contact: Francesca Piazza - Statistics Manager - E-mail: fp@acea.be

 This information is available on the ACEA website: <http://www.acea.be>

# P R E S S   R E L E A S E

## P R O V I S I O N A L

### NEW PASSENGER CAR REGISTRATIONS BY MANUFACTURER

#### EUROPEAN UNION + EFTA + UK

19/05/2021

	April					Jan-Apr				
	%Share <sup>1</sup>		Units		%Change	%Share <sup>1</sup>		Units		%Change
	'21	'20	2021	2020	21/20	'21	'20	2021	2020	21/20
<b>VW Group</b>	<b>27,0</b>	<b>29,2</b>	<b>280.262</b>	<b>85.333</b>	<b>+228,4</b>	<b>25,5</b>	<b>26,5</b>	<b>1.051.124</b>	<b>888.269</b>	<b>+18,3</b>
VOLKSWAGEN	11,6	12,7	120.627	36.971	+226,3	11,0	11,7	451.798	390.028	+15,8
SKODA	5,5	7,5	56.799	21.927	+159,0	5,3	5,6	218.920	186.144	+17,6
AUDI	5,5	5,2	57.438	15.269	+276,2	5,2	5,3	212.952	176.088	+20,9
SEAT <sup>2</sup>	3,8	2,9	39.015	8.542	+356,7	3,4	3,5	141.412	115.797	+22,1
PORSCHE	0,6	0,8	5.886	2.422	+143,0	0,6	0,6	24.193	18.539	+30,5
OTHERS <sup>3</sup>	0,0	0,1	497	202	+146,0	0,0	0,0	1.849	1.673	+10,5
<b>STELLANTIS</b>	<b>21,7</b>	<b>16,9</b>	<b>226.000</b>	<b>49.328</b>	<b>+358,2</b>	<b>21,7</b>	<b>20,1</b>	<b>895.328</b>	<b>672.776</b>	<b>+33,1</b>
PEUGEOT	6,8	5,2	70.361	15.103	+365,9	6,9	6,0	285.537	201.276	+41,9
OPEL/VAUXHALL	4,3	4,1	45.125	12.004	+275,9	4,3	4,4	177.741	146.338	+21,5
FIAT	4,4	2,9	45.317	8.424	+438,0	4,2	3,9	174.320	130.376	+33,7
CITROEN	4,1	3,6	42.700	10.431	+309,4	4,1	3,9	169.666	130.296	+30,2
JEEP	1,1	0,6	11.791	1.621	+627,4	1,1	0,8	46.913	27.941	+67,9
LANCIA/CHRYSLER	0,5	0,0	5.154	112	+4.501,8	0,4	0,4	18.169	12.838	+41,5
DS	0,3	0,3	3.319	921	+260,4	0,3	0,4	13.185	14.004	-5,8
ALFA ROMEO	0,2	0,2	1.931	654	+195,3	0,2	0,3	8.452	8.821	-4,2
OTHERS <sup>4</sup>	0,0	0,0	302	58	+420,7	0,0	0,0	1.345	886	+51,8
<b>RENAULT Group</b>	<b>8,1</b>	<b>9,8</b>	<b>83.916</b>	<b>28.763</b>	<b>+191,7</b>	<b>8,4</b>	<b>8,9</b>	<b>344.285</b>	<b>297.092</b>	<b>+15,9</b>
RENAULT	5,3	6,3	54.994	18.550	+196,5	5,5	6,1	225.785	202.880	+11,3
DACIA	2,7	3,4	28.590	10.032	+185,0	2,9	2,8	117.484	93.212	+26,0
ALPINE	0,0	0,0	152	38	+300,0	0,0	0,0	523	293	+78,5
LADA	0,0	0,0	180	143	+25,9	0,0	0,0	493	707	-30,3
<b>BMW Group</b>	<b>7,4</b>	<b>8,8</b>	<b>76.740</b>	<b>25.774</b>	<b>+197,7</b>	<b>7,4</b>	<b>7,3</b>	<b>303.413</b>	<b>242.749</b>	<b>+25,0</b>
BMW	5,8	7,4	60.623	21.668	+179,8	5,9	5,9	243.141	196.233	+23,9
MINI	1,5	1,4	16.117	4.106	+292,5	1,5	1,4	60.272	46.516	+29,6
<b>HYUNDAI Group</b>	<b>7,5</b>	<b>6,4</b>	<b>78.495</b>	<b>18.808</b>	<b>+317,3</b>	<b>7,3</b>	<b>7,2</b>	<b>300.529</b>	<b>240.684</b>	<b>+24,9</b>
KIA	4,1	3,3	42.408	9.678	+338,2	3,8	3,7	156.220	122.705	+27,3
HYUNDAI	3,5	3,1	36.087	9.130	+295,3	3,5	3,5	144.309	117.979	+22,3
<b>TOYOTA Group</b>	<b>6,2</b>	<b>5,6</b>	<b>64.818</b>	<b>16.418</b>	<b>+294,8</b>	<b>6,3</b>	<b>6,0</b>	<b>260.934</b>	<b>201.101</b>	<b>+29,8</b>
TOYOTA	5,9	5,4	61.128	15.733	+288,5	6,0	5,6	245.308	187.052	+31,1
LEXUS	0,4	0,2	3.690	685	+438,7	0,4	0,4	15.626	14.049	+11,2
<b>DAIMLER</b>	<b>6,4</b>	<b>6,0</b>	<b>66.195</b>	<b>17.672</b>	<b>+274,6</b>	<b>6,2</b>	<b>6,7</b>	<b>256.121</b>	<b>222.633</b>	<b>+15,0</b>
MERCEDES	5,9	5,9	61.809	17.127	+260,9	5,9	6,5	242.737	218.430	+11,1
SMART	0,4	0,2	4.386	545	+704,8	0,3	0,1	13.384	4.203	+218,4
<b>FORD</b>	<b>4,9</b>	<b>5,1</b>	<b>50.676</b>	<b>15.038</b>	<b>+237,0</b>	<b>5,1</b>	<b>5,3</b>	<b>208.721</b>	<b>175.886</b>	<b>+18,7</b>
<b>VOLVO CAR CORP.</b>	<b>2,4</b>	<b>3,2</b>	<b>24.689</b>	<b>9.335</b>	<b>+164,5</b>	<b>2,7</b>	<b>2,4</b>	<b>112.770</b>	<b>81.400</b>	<b>+38,5</b>
<b>NISSAN</b>	<b>1,9</b>	<b>1,5</b>	<b>19.598</b>	<b>4.338</b>	<b>+351,8</b>	<b>2,4</b>	<b>2,7</b>	<b>97.221</b>	<b>91.610</b>	<b>+6,1</b>
<b>JAGUAR LAND ROVER Group</b>	<b>1,8</b>	<b>0,6</b>	<b>18.344</b>	<b>1.852</b>	<b>+890,5</b>	<b>1,6</b>	<b>1,6</b>	<b>65.435</b>	<b>52.202</b>	<b>+25,3</b>
LAND ROVER	1,3	0,3	13.629	999	+1.264,3	1,2	1,1	50.392	36.707	+37,3
JAGUAR	0,5	0,3	4.715	853	+452,8	0,4	0,5	15.043	15.495	-2,9
<b>MAZDA</b>	<b>1,3</b>	<b>1,1</b>	<b>13.855</b>	<b>3.127</b>	<b>+343,1</b>	<b>1,2</b>	<b>1,2</b>	<b>47.788</b>	<b>39.305</b>	<b>+21,6</b>
<b>MITSUBISHI</b>	<b>0,6</b>	<b>1,4</b>	<b>6.228</b>	<b>4.092</b>	<b>+52,2</b>	<b>0,6</b>	<b>1,1</b>	<b>23.020</b>	<b>36.702</b>	<b>-37,3</b>
<b>HONDA</b>	<b>0,5</b>	<b>0,4</b>	<b>5.532</b>	<b>1.067</b>	<b>+418,5</b>	<b>0,5</b>	<b>0,7</b>	<b>19.415</b>	<b>23.491</b>	<b>-17,4</b>

SOURCE: ACEA MEMBERS

<sup>1</sup> ACEA estimation based on total by market

<sup>2</sup> Includes Cupra

<sup>3</sup> Includes Bentley, Lamborghini and Bugatti

<sup>4</sup> Includes Dodge, Maserati and RAM

For further information, please contact: Francesca Piazza - Statistics Manager - E-mail: fp@acea.be

 This information is available on the ACEA website: <http://www.acea.be>

# P R E S S   R E L E A S E

## P R O V I S I O N A L

### NEW PASSENGER CAR REGISTRATIONS BY MANUFACTURER

#### WESTERN EUROPE (EU14 + EFTA + UK)

19/05/2021

	April					Jan-Apr				
	%Share <sup>1</sup>		Units		%Change	%Share <sup>1</sup>		Units		%Change
	'21	'20	2021	2020	21/20	'21	'20	2021	2020	21/20
<b>VW Group</b>	<b>26,3</b>	<b>29,1</b>	<b>246.142</b>	<b>71.540</b>	<b>+244,1</b>	<b>24,9</b>	<b>26,0</b>	<b>927.477</b>	<b>781.638</b>	<b>+18,7</b>
VOLKSWAGEN	11,8	13,4	110.408	32.855	+236,0	11,1	11,9	414.505	357.231	+16,0
AUDI	5,8	5,8	54.400	14.286	+280,8	5,4	5,6	201.863	168.601	+19,7
SKODA	4,2	5,8	39.496	14.154	+179,0	4,1	4,2	154.305	127.532	+21,0
SEAT <sup>2</sup>	3,8	3,2	35.901	7.850	+357,3	3,5	3,6	132.385	109.264	+21,2
PORSCHE	0,6	0,9	5.476	2.226	+146,0	0,6	0,6	22.699	17.489	+29,8
OTHERS <sup>3</sup>	0,0	0,1	461	169	+172,8	0,0	0,1	1.720	1.521	+13,1
<b>STELLANTIS</b>	<b>22,8</b>	<b>17,8</b>	<b>213.256</b>	<b>43.652</b>	<b>+388,5</b>	<b>22,7</b>	<b>20,9</b>	<b>846.440</b>	<b>627.476</b>	<b>+34,9</b>
PEUGEOT	7,1	5,5	66.501	13.433	+395,1	7,3	6,3	271.002	189.584	+42,9
OPEL/VAUXHALL	4,5	4,2	42.226	10.404	+305,9	4,5	4,5	167.596	136.652	+22,6
FIAT	4,6	3,0	43.002	7.414	+480,0	4,4	3,9	164.487	118.177	+39,2
CITROEN	4,3	3,8	40.006	9.343	+328,2	4,3	4,1	160.466	122.179	+31,3
JEEP	1,2	0,6	11.094	1.403	+690,7	1,1	0,8	42.871	25.111	+70,7
LANCIA/CHRYSLER	0,5	0,0	5.152	112	+4.500,0	0,5	0,4	18.162	12.834	+41,5
DS	0,3	0,4	3.270	900	+263,3	0,3	0,5	12.948	13.835	-6,4
ALFA ROMEO	0,2	0,2	1.733	591	+193,2	0,2	0,3	7.635	8.260	-7,6
OTHERS <sup>4</sup>	0,0	0,0	272	52	+423,1	0,0	0,0	1.273	844	+50,8
<b>RENAULT Group</b>	<b>8,0</b>	<b>8,9</b>	<b>75.424</b>	<b>21.842</b>	<b>+245,3</b>	<b>8,3</b>	<b>8,5</b>	<b>310.367</b>	<b>254.880</b>	<b>+21,8</b>
RENAULT	5,5	6,4	51.782	15.749	+228,8	5,7	6,2	212.794	185.331	+14,8
DACIA	2,5	2,4	23.329	5.943	+292,5	2,6	2,3	96.600	68.615	+40,8
LADA	0,0	0,0	166	112	+48,2	0,0	0,0	459	646	-28,9
ALPINE	0,0	0,0	147	38	+286,8	0,0	0,0	514	288	+78,5
<b>BMW Group</b>	<b>7,7</b>	<b>9,6</b>	<b>72.369</b>	<b>23.593</b>	<b>+206,7</b>	<b>7,7</b>	<b>7,7</b>	<b>286.875</b>	<b>230.398</b>	<b>+24,5</b>
BMW	6,0	8,0	56.707	19.657	+188,5	6,1	6,2	228.064	185.007	+23,3
MINI	1,7	1,6	15.662	3.936	+297,9	1,6	1,5	58.811	45.391	+29,6
<b>DAIMLER</b>	<b>6,6</b>	<b>5,9</b>	<b>61.686</b>	<b>14.378</b>	<b>+329,0</b>	<b>6,4</b>	<b>6,2</b>	<b>238.805</b>	<b>185.989</b>	<b>+28,4</b>
MERCEDES	6,1	5,7	57.315	13.996	+309,5	6,0	6,1	225.473	182.174	+23,8
SMART	0,5	0,2	4.371	382	+1.044,2	0,4	0,1	13.332	3.815	+249,5
<b>HYUNDAI Group</b>	<b>6,1</b>	<b>5,5</b>	<b>57.399</b>	<b>13.387</b>	<b>+328,8</b>	<b>6,0</b>	<b>5,9</b>	<b>223.664</b>	<b>178.153</b>	<b>+25,5</b>
HYUNDAI	3,2	2,7	29.986	6.716	+346,5	3,2	3,3	120.722	98.354	+22,7
KIA	2,9	2,7	27.413	6.671	+310,9	2,8	2,7	102.942	79.799	+29,0
<b>TOYOTA Group</b>	<b>5,5</b>	<b>4,5</b>	<b>51.795</b>	<b>11.125</b>	<b>+365,6</b>	<b>5,7</b>	<b>5,5</b>	<b>212.464</b>	<b>164.089</b>	<b>+29,5</b>
TOYOTA	5,2	4,4	48.906	10.736	+355,5	5,4	5,1	199.885	152.190	+31,3
LEXUS	0,3	0,2	2.889	389	+642,7	0,3	0,4	12.579	11.899	+5,7
<b>FORD</b>	<b>4,9</b>	<b>5,5</b>	<b>46.350</b>	<b>13.568</b>	<b>+241,6</b>	<b>5,1</b>	<b>5,5</b>	<b>191.845</b>	<b>166.282</b>	<b>+15,4</b>
<b>VOLVO CAR CORP.</b>	<b>2,4</b>	<b>3,4</b>	<b>22.814</b>	<b>8.324</b>	<b>+174,1</b>	<b>2,8</b>	<b>2,5</b>	<b>104.986</b>	<b>75.466</b>	<b>+39,1</b>
<b>NISSAN</b>	<b>1,9</b>	<b>1,4</b>	<b>17.734</b>	<b>3.542</b>	<b>+400,7</b>	<b>2,4</b>	<b>2,8</b>	<b>89.789</b>	<b>84.664</b>	<b>+6,1</b>
<b>JAGUAR LAND ROVER Group</b>	<b>1,9</b>	<b>0,7</b>	<b>17.652</b>	<b>1.765</b>	<b>+900,1</b>	<b>1,7</b>	<b>1,7</b>	<b>63.368</b>	<b>50.524</b>	<b>+25,4</b>
LAND ROVER	1,4	0,4	13.071	935	+1.298,0	1,3	1,2	48.704	35.465	+37,3
JAGUAR	0,5	0,3	4.581	830	+451,9	0,4	0,5	14.664	15.059	-2,6
<b>MAZDA</b>	<b>1,3</b>	<b>1,1</b>	<b>12.211</b>	<b>2.651</b>	<b>+360,6</b>	<b>1,1</b>	<b>1,2</b>	<b>42.588</b>	<b>35.539</b>	<b>+19,8</b>
<b>MITSUBISHI</b>	<b>0,6</b>	<b>1,6</b>	<b>5.758</b>	<b>3.809</b>	<b>+51,2</b>	<b>0,6</b>	<b>1,1</b>	<b>21.234</b>	<b>34.097</b>	<b>-37,7</b>
<b>HONDA</b>	<b>0,5</b>	<b>0,3</b>	<b>4.904</b>	<b>726</b>	<b>+575,5</b>	<b>0,5</b>	<b>0,7</b>	<b>17.025</b>	<b>19.828</b>	<b>-14,1</b>

SOURCE: ACEA MEMBERS

<sup>1</sup> ACEA estimation based on total by market

<sup>2</sup> Includes Cupra

<sup>3</sup> Includes Bentley, Lamborghini and Bugatti

<sup>4</sup> Includes Dodge, Maserati and RAM

For further information, please contact: Francesca Piazza - Statistics Manager - E-mail: fp@acea.be

 This information is available on the ACEA website: <http://www.acea.be>